













# 2023-24 Midwest Athletic Conference

## Cumulative Girl's Basketball Statistics - February 7, 2024

Prepared by Robb Hemmelgarn

### SEASON RECORDS

|   |                      | <i>MAC</i> |   | <i>Overall</i> |    |
|---|----------------------|------------|---|----------------|----|
|    | <b>Marion Local</b>  | 6          | 2 | 14             | 6  |
|    | <b>Versailles</b>    | 6          | 2 | 14             | 6  |
|    | <b>Minster</b>       | 5          | 2 | 14             | 5  |
|   | <b>St. Henry</b>     | 5          | 2 | 13             | 5  |
|  | <b>Parkway</b>       | 4          | 3 | 14             | 5  |
|  | <b>New Bremen</b>    | 4          | 3 | 9              | 11 |
|  | <b>Coldwater</b>     | 2          | 5 | 7              | 11 |
|  | <b>Ft. Recovery</b>  | 2          | 5 | 7              | 12 |
|  | <b>St. John's</b>    | 1          | 6 | 5              | 15 |
|  | <b>New Knoxville</b> | 1          | 6 | 3              | 17 |

\* St. Henry Statistics Through 17 Games.



# 2023-24 Midwest Athletic Conference

## Cumulative Girl's Basketball Statistics - February 7, 2024

Prepared by Robb Hemmelgarn

### TEAM STATISTICS

#### *SCORING OFFENSE*

| Team               | Games | Points | Average      |
|--------------------|-------|--------|--------------|
| Versailles         | 20    | 960    | <b>48.00</b> |
| St. Henry          | 17    | 794    | <b>46.71</b> |
| Marion Local       | 20    | 885    | <b>44.25</b> |
| Minster            | 19    | 826    | <b>43.47</b> |
| Coldwater          | 19    | 797    | <b>41.95</b> |
| Parkway            | 19    | 785    | <b>41.32</b> |
| Delphos St. John's | 20    | 775    | <b>38.75</b> |
| New Bremen         | 20    | 775    | <b>38.75</b> |
| Fort Recovery      | 19    | 722    | <b>38.00</b> |
| New Knoxville      | 20    | 662    | <b>33.10</b> |

#### *SCORING DEFENSE*

| Team               | Games | Points | Average      |
|--------------------|-------|--------|--------------|
| Parkway            | 19    | 614    | <b>32.32</b> |
| Marion Local       | 20    | 698    | <b>34.90</b> |
| Minster            | 19    | 665    | <b>35.00</b> |
| St. Henry          | 17    | 635    | <b>37.35</b> |
| New Bremen         | 20    | 773    | <b>38.65</b> |
| Versailles         | 20    | 789    | <b>39.45</b> |
| Coldwater          | 19    | 764    | <b>40.21</b> |
| Fort Recovery      | 19    | 796    | <b>41.89</b> |
| New Knoxville      | 20    | 909    | <b>45.45</b> |
| Delphos St. John's | 20    | 1007   | <b>50.35</b> |

## *SCORING MARGIN*

| <b>Team</b>               | <b>Games</b> | <b>Offensive</b> | <b>Defensive</b> | <b>Margin</b> |
|---------------------------|--------------|------------------|------------------|---------------|
| <b>St. Henry</b>          | 17           | 794              | 635              | <b>9.35</b>   |
| <b>Marion Local</b>       | 20           | 885              | 698              | <b>9.35</b>   |
| <b>Parkway</b>            | 19           | 785              | 614              | <b>9.00</b>   |
| <b>Versailles</b>         | 20           | 960              | 789              | <b>8.55</b>   |
| <b>Minster</b>            | 19           | 826              | 665              | <b>8.47</b>   |
| <b>Coldwater</b>          | 19           | 797              | 764              | <b>1.74</b>   |
| <b>New Bremen</b>         | 20           | 775              | 773              | <b>0.10</b>   |
| <b>Fort Recovery</b>      | 19           | 722              | 796              | <b>-3.89</b>  |
| <b>Delphos St. John's</b> | 20           | 775              | 1007             | <b>-11.60</b> |
| <b>New Knoxville</b>      | 20           | 662              | 909              | <b>-12.35</b> |

## *FIELD GOAL %*

| <b>Team</b>               | <b>Made</b> | <b>Attempts</b> | <b>%</b>      |
|---------------------------|-------------|-----------------|---------------|
| <b>Versailles</b>         | 360         | 869             | <b>41.43%</b> |
| <b>Minster</b>            | 311         | 831             | <b>37.42%</b> |
| <b>Coldwater</b>          | 310         | 852             | <b>36.38%</b> |
| <b>Marion Local</b>       | 323         | 902             | <b>35.81%</b> |
| <b>New Bremen</b>         | 270         | 762             | <b>35.43%</b> |
| <b>St. Henry</b>          | 295         | 836             | <b>35.29%</b> |
| <b>Parkway</b>            | 238         | 702             | <b>33.90%</b> |
| <b>Delphos St. John's</b> | 272         | 843             | <b>32.27%</b> |
| <b>Fort Recovery</b>      | 254         | 807             | <b>31.47%</b> |
| <b>New Knoxville</b>      | 229         | 740             | <b>30.95%</b> |

## *FREE THROW %*

| <b>Team</b>               | <b>Made</b> | <b>Attempts</b> | <b>%</b>      |
|---------------------------|-------------|-----------------|---------------|
| <b>Versailles</b>         | 185         | 254             | <b>72.83%</b> |
| <b>Marion Local</b>       | 169         | 255             | <b>66.27%</b> |
| <b>Parkway</b>            | 144         | 234             | <b>61.54%</b> |
| <b>Minster</b>            | 150         | 245             | <b>61.22%</b> |
| <b>New Bremen</b>         | 158         | 260             | <b>60.77%</b> |
| <b>Fort Recovery</b>      | 138         | 232             | <b>59.48%</b> |
| <b>Coldwater</b>          | 122         | 210             | <b>58.10%</b> |
| <b>Delphos St. John's</b> | 112         | 193             | <b>58.03%</b> |
| <b>St. Henry</b>          | 130         | 228             | <b>57.02%</b> |
| <b>New Knoxville</b>      | 162         | 288             | <b>56.25%</b> |

## *TEAM REBOUNDS*

| <b>Team</b>               | <b>Games</b> | <b>Rebounds</b> | <b>Average</b> |
|---------------------------|--------------|-----------------|----------------|
| <b>Fort Recovery</b>      | 19           | <b>610</b>      | 32.11          |
| <b>New Bremen</b>         | 20           | <b>579</b>      | 28.95          |
| <b>Versailles</b>         | 20           | <b>574</b>      | 28.70          |
| <b>New Knoxville</b>      | 20           | <b>555</b>      | 27.75          |
| <b>Parkway</b>            | 19           | <b>530</b>      | 27.89          |
| <b>St. Henry</b>          | 17           | <b>518</b>      | 30.47          |
| <b>Marion Local</b>       | 20           | <b>507</b>      | 25.35          |
| <b>Minster</b>            | 19           | <b>490</b>      | 25.79          |
| <b>Delphos St. John's</b> | 20           | <b>479</b>      | 23.95          |
| <b>Coldwater</b>          | 19           | <b>475</b>      | 25.00          |

### *3-POINT FG %*

| <b>Team</b>               | <b>Made</b> | <b>Attempts</b> | <b>%</b>      |
|---------------------------|-------------|-----------------|---------------|
| <b>Marion Local</b>       | 68          | 217             | <b>31.34%</b> |
| <b>Parkway</b>            | 85          | 275             | <b>30.91%</b> |
| <b>St. Henry</b>          | 74          | 262             | <b>28.24%</b> |
| <b>Versailles</b>         | 55          | 198             | <b>27.78%</b> |
| <b>Minster</b>            | 57          | 211             | <b>27.01%</b> |
| <b>New Bremen</b>         | 77          | 286             | <b>26.92%</b> |
| <b>Fort Recovery</b>      | 75          | 281             | <b>26.69%</b> |
| <b>Delphos St. John's</b> | 119         | 447             | <b>26.62%</b> |
| <b>Coldwater</b>          | 55          | 240             | <b>22.92%</b> |
| <b>New Knoxville</b>      | 42          | 228             | <b>18.42%</b> |

### *3-POINT FG MADE*

| <b>Team</b>               | <b>Games</b> | <b>Made</b> | <b>Average</b> |
|---------------------------|--------------|-------------|----------------|
| <b>Delphos St. John's</b> | 20           | <b>119</b>  | 5.95           |
| <b>Parkway</b>            | 19           | <b>85</b>   | 4.47           |
| <b>New Bremen</b>         | 20           | <b>77</b>   | 3.85           |
| <b>Fort Recovery</b>      | 19           | <b>75</b>   | 3.95           |
| <b>St. Henry</b>          | 17           | <b>74</b>   | 4.35           |
| <b>Marion Local</b>       | 20           | <b>68</b>   | 3.40           |
| <b>Minster</b>            | 19           | <b>57</b>   | 3.00           |
| <b>Coldwater</b>          | 19           | <b>55</b>   | 2.89           |
| <b>Versailles</b>         | 20           | <b>55</b>   | 2.75           |
| <b>New Knoxville</b>      | 20           | <b>42</b>   | 2.10           |



# 2023-24 Midwest Athletic Conference

## Cumulative Girl's Basketball Statistics - February 7, 2024

Prepared by Robb Hemmelgarn

### INDIVIDUAL STATISTICS

#### *SCORING*

| Name             | School | Games | 2PT FG | 3PT FG | FT | Points | Average      |
|------------------|--------|-------|--------|--------|----|--------|--------------|
| Paige Williamson | PW     | 19    | 20     | 65     | 36 | 271    | <b>14.26</b> |
| Emma Will        | DSJ    | 20    | 74     | 23     | 53 | 270    | <b>13.50</b> |
| Avae Unrast      | ML     | 20    | 80     | 18     | 51 | 265    | <b>13.25</b> |
| Chloe Homan      | NB     | 19    | 81     | 9      | 58 | 247    | <b>13.00</b> |
| Becca Wenning    | CW     | 19    | 81     | 14     | 41 | 245    | <b>12.89</b> |
| Addison Albers   | NK     | 20    | 80     | 4      | 81 | 253    | <b>12.65</b> |
| Abby Kerner      | DSJ    | 20    | 26     | 46     | 33 | 223    | <b>11.15</b> |
| Michaela Firks   | NB     | 20    | 57     | 16     | 42 | 204    | <b>10.20</b> |
| Taylor Wagner    | VER    | 20    | 63     | 0      | 69 | 195    | <b>9.75</b>  |
| Cali Wendel      | FR     | 19    | 11     | 41     | 39 | 184    | <b>9.68</b>  |

#### *REBOUNDING*

| Name             | School | Rebounds   |
|------------------|--------|------------|
| Chloe Homan      | NB     | <b>176</b> |
| Addi Albers      | NK     | <b>176</b> |
| Karlie Niekamp   | FR     | <b>175</b> |
| Allison Schwartz | VER    | <b>152</b> |
| Brynn Egbert     | NK     | <b>144</b> |
| Saige Leuthold   | FR     | <b>132</b> |
| Megan Hughes     | PW     | <b>131</b> |
| Leah Lefeld      | SH     | <b>124</b> |
| Mary Rindler     | NB     | <b>117</b> |
| Emma Will        | DSJ    | <b>115</b> |

### *FG PERCENTAGE (at least 50 attempts)*

| <b>Name</b>      | <b>School</b> | <b>Made</b> | <b>Attempts</b> | <b>%</b>      |
|------------------|---------------|-------------|-----------------|---------------|
| Allison Schwartz | VER           | 75          | 134             | <b>55.97%</b> |
| Chloe Homan      | NB            | 90          | 177             | <b>50.85%</b> |
| Addi Inskeep     | MIN           | 61          | 127             | <b>48.03%</b> |
| Leah Lefeld      | SH            | 54          | 125             | <b>43.20%</b> |
| Katey Litten     | VER           | 73          | 170             | <b>42.94%</b> |
| Sarah Stammen    | VER           | 43          | 101             | <b>42.57%</b> |
| Taylor Wagner    | VER           | 63          | 149             | <b>42.28%</b> |
| Morgan Baumer    | SH            | 57          | 135             | <b>42.22%</b> |
| Lydia Mescher    | MIN           | 73          | 177             | <b>41.24%</b> |
| Becca Wenning    | CW            | 95          | 233             | <b>40.77%</b> |

### *FT PERCENTAGE (at least 30 attempts)*

| <b>Name</b>      | <b>School</b> | <b>Made</b> | <b>Attempts</b> | <b>%</b>      |
|------------------|---------------|-------------|-----------------|---------------|
| Paige Williamson | PW            | 36          | 43              | <b>83.72%</b> |
| Jenna Dirksen    | VER           | 39          | 47              | <b>82.98%</b> |
| Chloe Homan      | NB            | 58          | 72              | <b>80.56%</b> |
| Allison Dirksen  | ML            | 40          | 52              | <b>76.92%</b> |
| Cali Wendel      | FR            | 39          | 52              | <b>75.00%</b> |
| Taylor Wagner    | VER           | 69          | 93              | <b>74.19%</b> |
| Abby Kerner      | DSJ           | 33          | 47              | <b>70.21%</b> |
| Claire Steinke   | CW            | 39          | 57              | <b>68.42%</b> |
| Avae Unrast      | ML            | 51          | 76              | <b>67.11%</b> |
| Becca Wenning    | CW            | 41          | 62              | <b>66.13%</b> |

## *ASSISTS*

| <b>Name</b>   | <b>School</b> | <b>Assists</b> |
|---------------|---------------|----------------|
| Emma Will     | DSJ           | <b>80</b>      |
| Jenna Dirksen | VER           | <b>63</b>      |
| Katey Litten  | VER           | <b>50</b>      |
| Becca Wenning | CW            | <b>49</b>      |
| Mia Knapke    | CW            | <b>46</b>      |
| Chloe Homan   | NB            | <b>46</b>      |
| Brittyn Bruns | PW            | <b>46</b>      |
| Avae Unrast   | ML            | <b>45</b>      |
| Kayla Lamm    | MIN           | <b>45</b>      |

**3 Players with 41 Assists.**

## *SHOT BLOCKS*

| <b>Name</b>        | <b>School</b> | <b>Blocks</b> |
|--------------------|---------------|---------------|
| Chloe Homan        | NB            | <b>49</b>     |
| Brynn Egbert       | NK            | <b>24</b>     |
| Saige Leuthold     | FR            | <b>20</b>     |
| Madison Wendel     | CW            | <b>20</b>     |
| Becca Wenning      | CW            | <b>17</b>     |
| Karlie Niekamp     | FR            | <b>17</b>     |
| Claire Steinke     | CW            | <b>16</b>     |
| Addi Inskeep       | MIN           | <b>16</b>     |
| Kennedy Muhlenkamp | FR            | <b>14</b>     |

**3 Players with 13 Blocks.**



## **STEALS**

| <b>Name</b>      | <b>School</b> | <b>Steals</b> |
|------------------|---------------|---------------|
| Becca Wenning    | CW            | <b>73</b>     |
| Anna Larger      | MIN           | <b>54</b>     |
| Emma Will        | DSJ           | <b>53</b>     |
| Morgan Baumer    | SH            | <b>49</b>     |
| Addi Inskeep     | MIN           | <b>49</b>     |
| Alexis Buschur   | SH            | <b>47</b>     |
| Annie Hemmelgarn | MIN           | <b>47</b>     |
| Avae Unrast      | ML            | <b>46</b>     |
| Cali Wendel      | FR            | <b>44</b>     |
| Sarah Stammen    | VER           | <b>42</b>     |
| Brittyn Bruns    | PW            | <b>42</b>     |

## **3-POINT FG % (at least 24 attempts)**

| <b>Name</b>      | <b>School</b> | <b>Made</b> | <b>Attempts</b> | <b>%</b>      |
|------------------|---------------|-------------|-----------------|---------------|
| Paige Williamson | PW            | 65          | 170             | <b>38.24%</b> |
| Sadie Niemeyer   | MIN           | 12          | 32              | <b>37.50%</b> |
| Abby Kerner      | DSJ           | 46          | 141             | <b>32.62%</b> |
| Cali Wendel      | FR            | 41          | 127             | <b>32.28%</b> |
| Morgan Baumer    | SH            | 8           | 25              | <b>32.00%</b> |
| Brittyn Bruns    | PW            | 15          | 47              | <b>31.91%</b> |
| Jenna Dirksen    | VER           | 28          | 88              | <b>31.82%</b> |
| Marina Nelson    | NB            | 26          | 82              | <b>31.71%</b> |
| Audrey Winner    | ML            | 17          | 54              | <b>31.48%</b> |
| Emma May         | CW            | 22          | 72              | <b>30.56%</b> |
| Abbie Burden     | NB            | 18          | 59              | <b>30.51%</b> |

## **3-POINTERS MADE**

| <b>Name</b>      | <b>School</b> | <b>Made</b> |
|------------------|---------------|-------------|
| Paige Williamson | PW            | <b>65</b>   |
| Abby Kerner      | DSJ           | <b>46</b>   |
| Cali Wendel      | FR            | <b>41</b>   |
| Jenna Dirksen    | VER           | <b>28</b>   |
| Marina Nelson    | NB            | <b>26</b>   |
| Emma Will        | DSJ           | <b>23</b>   |

|                   |     |    |
|-------------------|-----|----|
| Faith Cross       | DSJ | 22 |
| Ava Homan         | SH  | 22 |
| Emma May          | CW  | 22 |
| Makenna Huelskamp | FR  | 21 |