













2023 Week 10 Midwest Athletic Conference

Cumulative Football Statistics - FINAL

Prepared by Robb Hemmelgarn

Season Records

| | <i>MAC</i> | | <i>OVERALL</i> | |
|--|------------|---|----------------|---|
|  Marion Local | 8 | 0 | 10 | 0 |
|  Coldwater | 7 | 1 | 9 | 1 |
|  Versailles | 6 | 2 | 8 | 2 |
|  Minster | 6 | 2 | 8 | 2 |
|  Anna | 4 | 4 | 5 | 5 |
|  New Bremen | 3 | 5 | 4 | 6 |
|  St. John's | 2 | 6 | 4 | 6 |
|  St. Henry | 2 | 6 | 3 | 7 |
|  Parkway | 1 | 7 | 2 | 8 |
|  Fort Recovery | 1 | 7 | 1 | 9 |

MARION LOCAL FLYERS - 2023 MAC FOOTBALL CHAMPIONS



2023 Week 10 Midwest Athletic Conference

Cumulative Football Statistics - FINAL

Prepared by Robb Hemmelgarn

TEAM OFFENSE

TEAM RUSHING OFFENSE

| School | Attempts | Yards | Yds/Game | Yds/Att | TD |
|-------------------|----------|-------------|----------|---------|----|
| Versailles | 363 | 1973 | 197.30 | 5.44 | 29 |
| Marion Local | 299 | 1963 | 196.30 | 6.57 | 34 |
| Minster | 307 | 1700 | 170.00 | 5.54 | 24 |
| Anna | 281 | 1636 | 163.60 | 5.82 | 28 |
| New Bremen | 309 | 1461 | 146.10 | 4.73 | 18 |
| Ft. Recovery | 345 | 1346 | 134.60 | 3.90 | 22 |
| Delphos St. Johns | 331 | 1335 | 133.50 | 4.03 | 17 |
| St. Henry | 288 | 1328 | 132.80 | 4.61 | 10 |
| Coldwater | 299 | 1208 | 120.80 | 4.04 | 12 |
| Parkway | 243 | 1100 | 110.00 | 4.53 | 10 |

TEAM PASSING OFFENSE

| School | Comp. | Att. | % | TD | INT | Yards | Yrds/Game |
|-------------------|-------|------|-------|----|-----|-------------|-----------|
| Coldwater | 143 | 226 | 63.3% | 27 | 10 | 2282 | 228.20 |
| Marion Local | 97 | 152 | 63.8% | 23 | 6 | 1625 | 162.50 |
| Minster | 122 | 208 | 58.7% | 16 | 6 | 1562 | 156.20 |
| Anna | 116 | 234 | 49.6% | 11 | 10 | 1503 | 150.30 |
| Parkway | 93 | 164 | 56.7% | 13 | 10 | 1410 | 141.00 |
| Ft. Recovery | 121 | 216 | 56.0% | 6 | 11 | 1349 | 134.90 |
| St. Henry | 101 | 236 | 42.8% | 6 | 13 | 1325 | 132.50 |
| Versailles | 77 | 132 | 58.3% | 13 | 7 | 1238 | 123.80 |
| Delphos St. Johns | 114 | 221 | 51.6% | 13 | 12 | 1213 | 121.30 |
| New Bremen | 89 | 166 | 53.6% | 8 | 13 | 1083 | 108.30 |

TEAM TOTAL OFFENSE

| School | Rushing | Passing | Total Yds | Yds/Game |
|-------------------|---------|---------|-------------|----------|
| Marion Local | 1963 | 1625 | 3588 | 358.80 |
| Coldwater | 1208 | 2282 | 3490 | 349.00 |
| Minster | 1700 | 1562 | 3262 | 326.20 |
| Versailles | 1973 | 1238 | 3211 | 321.10 |
| Anna | 1636 | 1503 | 3139 | 313.90 |
| Ft. Recovery | 1346 | 1349 | 2695 | 269.50 |
| St. Henry | 1328 | 1325 | 2653 | 265.30 |
| Delphos St. Johns | 1335 | 1213 | 2548 | 254.80 |
| New Bremen | 1461 | 1083 | 2544 | 254.40 |
| Parkway | 1100 | 1410 | 2510 | 251.00 |

SCORING OFFENSE

| School | Points | Points/Game |
|-------------------|--------|-------------|
| Marion Local | 413 | 41.30 |
| Coldwater | 313 | 31.30 |
| Versailles | 294 | 29.40 |
| Minster | 275 | 27.50 |
| Anna | 231 | 23.10 |
| Ft. Recovery | 199 | 19.90 |
| Delphos St. Johns | 194 | 19.40 |
| New Bremen | 193 | 19.30 |
| Parkway | 174 | 17.40 |
| St. Henry | 121 | 12.10 |

SCORING MARGIN

| | Pts Scored | Ave. | Pts Allow | Ave. | Margin |
|-------------------|------------|-------|-----------|-------|--------|
| Marion Local | 413 | 41.30 | 89 | 8.90 | 32.40 |
| Versailles | 294 | 29.40 | 83 | 8.30 | 21.10 |
| Coldwater | 313 | 31.30 | 141 | 14.10 | 17.20 |
| Minster | 275 | 27.50 | 163 | 16.30 | 11.20 |
| Anna | 271 | 27.10 | 244 | 24.40 | 2.70 |
| New Bremen | 193 | 19.30 | 214 | 21.40 | -2.10 |
| Delphos St. Johns | 194 | 19.40 | 300 | 30.00 | -10.60 |
| St. Henry | 121 | 12.10 | 250 | 25.00 | -12.90 |
| Fort Recovery | 199 | 19.90 | 338 | 33.80 | -13.90 |
| Parkway | 174 | 17.40 | 367 | 36.70 | -19.30 |

TEAM DEFENSE

TEAM RUSHING DEFENSE

| School | Attempts | Yards | Yds/Game | Yds/Att | TD |
|--------------------|----------|-------|----------|---------|----|
| Marion Local | 258 | 625 | 62.50 | 2.42 | 5 |
| Coldwater | 250 | 810 | 81.00 | 3.24 | 10 |
| Minster | 261 | 1006 | 100.60 | 3.85 | 9 |
| Versailles | 269 | 1061 | 106.10 | 3.94 | 6 |
| Anna | 320 | 1272 | 127.20 | 3.98 | 18 |
| St. Henry | 318 | 1578 | 157.80 | 4.96 | 21 |
| Delphos St. John's | 292 | 1589 | 158.90 | 5.44 | 24 |
| New Bremen | 324 | 1622 | 162.20 | 5.01 | 19 |
| Ft. Recovery | 316 | 2056 | 205.60 | 6.51 | 31 |
| Parkway | 312 | 2073 | 207.30 | 6.64 | 29 |

TEAM PASSING DEFENSE

| School | Comp. | Att. | % | TD | INT | Yards | Yds/Game |
|-------------------|-------|------|-------|----|-----|-------|----------|
| Versailles | 99 | 199 | 49.7% | 6 | 14 | 1097 | 109.70 |
| Marion Local | 108 | 225 | 48.0% | 5 | 12 | 1192 | 119.20 |
| Minster | 99 | 182 | 54.4% | 13 | 11 | 1198 | 119.80 |
| New Bremen | 102 | 202 | 50.5% | 11 | 12 | 1214 | 121.40 |
| Ft. Recovery | 80 | 150 | 53.3% | 17 | 7 | 1258 | 125.80 |
| St. Henry | 10 | 178 | 5.6% | 10 | 7 | 1321 | 132.10 |
| Delphos St. Johns | 98 | 176 | 55.7% | 8 | 10 | 1369 | 136.90 |
| Coldwater | 113 | 245 | 46.1% | 11 | 10 | 1505 | 150.50 |
| Parkway | 133 | 216 | 61.6% | 21 | 11 | 1699 | 169.90 |
| Anna | 114 | 207 | 55.1% | 16 | 11 | 1729 | 172.90 |

TEAM TOTAL DEFENSE

| School | Rushing | Passing | Total Yards | Yds/Game |
|-------------------|---------|---------|-------------|----------|
| Marion Local | 625 | 1192 | 1817 | 181.70 |
| Versailles | 1061 | 1097 | 2158 | 215.80 |
| Minster | 1006 | 1198 | 2204 | 220.40 |
| Coldwater | 810 | 1505 | 2315 | 231.50 |
| New Bremen | 1622 | 1214 | 2836 | 283.60 |
| St. Henry | 1578 | 1321 | 2899 | 289.90 |
| Delphos St. Johns | 1589 | 1369 | 2958 | 295.80 |
| Anna | 1272 | 1729 | 3001 | 300.10 |
| Ft. Recovery | 2056 | 1258 | 3314 | 331.40 |
| Parkway | 2073 | 1699 | 3772 | 377.20 |

SCORING DEFENSE

| School | Pts Allow | Average |
|-------------------|-----------|---------|
| Versailles | 83 | 8.30 |
| Marion Local | 89 | 8.90 |
| Coldwater | 141 | 14.10 |
| Minster | 163 | 16.30 |
| New Bremen | 214 | 21.40 |
| Anna | 244 | 24.40 |
| St. Henry | 250 | 25.00 |
| Delphos St. Johns | 300 | 30.00 |
| Ft. Recovery | 338 | 33.80 |
| Parkway | 367 | 36.70 |

PENALTIES AND TURNOVERS

PENALTIES

| School | Number | Yards |
|-------------------|--------|-------|
| New Bremen | 25 | 198 |
| Delphos St. Johns | 34 | 219 |
| Ft. Recovery | 33 | 221 |
| St. Henry | 41 | 265 |
| Anna | 41 | 290 |
| Marion Local | 34 | 290 |
| Minster | 39 | 325 |
| Coldwater | 60 | 354 |
| Versailles | 33 | 375 |
| Parkway | 74 | 556 |

TURNOVER RATIO

| School | FL | INT Lost | FR | INT Gain | Plus/Minus |
|-------------------|----|----------|----|----------|------------|
| Minster | 2 | 6 | 6 | 11 | Plus 9 |
| Versailles | 4 | 7 | 4 | 14 | Plus 7 |
| Anna | 5 | 10 | 9 | 11 | Plus 5 |
| Marion Local | 6 | 6 | 4 | 12 | Plus 4 |
| New Bremen | 5 | 10 | 5 | 13 | Plus 3 |
| Parkway | 7 | 12 | 3 | 15 | Minus 1 |
| Delphos St. Johns | 6 | 12 | 5 | 10 | Minus 3 |
| Coldwater | 8 | 10 | 6 | 10 | Minus 2 |
| Ft. Recovery | 3 | 11 | 4 | 7 | Minus 3 |
| St. Henry | 4 | 13 | 4 | 7 | Minus 6 |



2023 Week 10 Midwest Athletic Conference

Cumulative Football Statistics

Prepared by Robb Hemmelgarn

INDIVIDUAL OFFENSE

INDIVIDUAL RUSHING (Top 10)

| Name | School | Attempts | Yards | Yds/Att | TD |
|-------------------|--------|----------|-------|---------|----|
| Charlie Werling | SH | 171 | 920 | 5.38 | 7 |
| Aaron Thieman | NB | 145 | 753 | 5.19 | 12 |
| Michael Osborne | VER | 109 | 745 | 6.83 | 9 |
| Joel Gehret | VER | 118 | 630 | 5.34 | 11 |
| Zach Osborn | ANNA | 113 | 630 | 5.58 | 16 |
| Connor Schmiesing | MIN | 126 | 595 | 4.72 | 10 |
| Troy Homan | FR | 185 | 583 | 3.15 | 13 |
| Logan Green | PW | 182 | 580 | 3.19 | 2 |
| Aaron Shappie | ANNA | 75 | 567 | 7.56 | 7 |
| TJ Werts | DSJ | 104 | 565 | 5.43 | 6 |

INDIVIDUAL PASSING (Top 10)

| Name | School | Completions | Attempts | Yards | Yds/Comp | TD | INT |
|--------------------|--------|-------------|----------|-------|----------|----|-----|
| Baylen Blockberger | CW | 139 | 218 | 2178 | 15.67 | 26 | 10 |
| Alex Shappie | ANNA | 116 | 233 | 1503 | 12.96 | 11 | 10 |
| Justin Knouff | ML | 90 | 138 | 1498 | 16.64 | 20 | 5 |
| Troy Homan | FR | 120 | 214 | 1327 | 11.06 | 6 | 11 |
| Fletcher Smith | PW | 93 | 163 | 1260 | 13.55 | 12 | 6 |
| Michael Osborne | VER | 76 | 130 | 1240 | 16.32 | 13 | 7 |
| Brogan Stephey | MIN | 61 | 103 | 850 | 13.93 | 9 | 2 |
| James Niemeyer | MIN | 57 | 101 | 694 | 12.18 | 7 | 4 |
| Charlie Werling | SH | 50 | 129 | 672 | 13.44 | 3 | 7 |
| Jack Huelsman | SH | 51 | 106 | 653 | 12.80 | 3 | 6 |

INDIVIDUAL RECEIVING (Top 10)

| Name | School | Receptions | Yards | Average | TD |
|--------------------|--------|------------|-------|---------|----|
| AJ Harlamert | CW | 42 | 853 | 20.31 | 11 |
| Victor Hoelscher | ML | 42 | 788 | 18.76 | 8 |
| Trey Heitkamp | ANNA | 41 | 527 | 12.85 | 4 |
| Caiden Berry | PW | 27 | 514 | 19.04 | 6 |
| Braylen Harlamert | CW | 38 | 502 | 13.21 | 6 |
| Jace Watren | VER | 24 | 488 | 20.33 | 6 |
| Reece Guggenbiller | FR | 41 | 476 | 11.61 | 4 |
| Noah Aufderhaar | ANNA | 21 | 430 | 20.48 | 3 |
| Mason Welsch | CW | 31 | 407 | 13.13 | 3 |
| Rogan Muether | NB | 25 | 383 | 15.32 | 4 |

INDIVIDUAL SCORING (Top 10)

| Name | School | 2-Pt Conv. | FG | PAT | TD | Total |
|-------------------|--------|------------|----|-----|----|-------|
| Zach Osborn | ANNA | 1 | 0 | 0 | 16 | 98 |
| Joel Gehret | VER | 1 | 0 | 31 | 11 | 97 |
| AJ Harlamert | CW | 1 | 0 | 0 | 14 | 86 |
| Ethan Heitkamp | ML | 1 | 0 | 0 | 14 | 86 |
| Troy Homan | FR | 2 | 0 | 0 | 13 | 82 |
| Aaron Thieman | NB | 0 | 0 | 0 | 12 | 72 |
| Connor Schmiesing | MIN | 0 | 0 | 0 | 12 | 72 |
| Brogan Stephey | MIN | 0 | 0 | 0 | 10 | 60 |
| Victor Hoelscher | ML | 0 | 0 | 0 | 9 | 54 |
| TJ Werts | DSJ | 0 | 0 | 0 | 9 | 54 |

INDIVIDUAL DEFENSE

TACKLES (Top 10)

| Name | School | Tackles |
|-------------------|--------|---------|
| Cody Depweg | CW | 99.5 |
| Levi Barga | VER | 97 |
| Miles Pottkotter | CW | 85 |
| Mason Welsch | CW | 76 |
| Jonathan Heitkamp | NB | 75.5 |
| James Schmitmeyer | VER | 74 |
| Riley Mueller | DSJ | 69.5 |
| TJ Werts | DSJ | 69.5 |
| Brody Schwartz | SH | 68.5 |
| Landon Hamrick | PW | 58.5 |

INTERCEPTIONS (Top 10)

| Name | School | Interceptions | TD |
|--------------------|--------|---------------|----|
| AJ Griesdorn | VER | 6 | 0 |
| Mason Welsch | CW | 5 | 0 |
| Brayden Bruns | PW | 4 | 0 |
| Connor Schmiesing | MIN | 4 | 0 |
| Noah Schwieterman | MIN | 3 | 0 |
| Clay Cummins | ANNA | 3 | 0 |
| Gavin Zibrada | CW | 3 | 0 |
| Reece Guggenbiller | FR | 3 | 0 |
| Noah Adams | PW | 3 | 0 |

19 Players with 2 Interceptions.

FUMBLE RECOVERIES (Top 10)

| Name | School | Recoveries | TD |
|-----------------|--------|------------|----|
| Adam Rindler | MIN | 2 | 0 |
| Clay Cummins | ANNA | 2 | 0 |
| Alex Poeppelman | ANNA | 2 | 0 |

38 Players with 1 Fumble Recovery.

SACKS (Top 10)

| Name | School | Sacks |
|------------------|--------|-------|
| Cody Depweg | CW | 6.5 |
| Ian Homan | MIN | 6.5 |
| Levi Barga | VER | 6 |
| Nolan Wilt | ANNA | 6 |
| Andrew Jones | CW | 5.5 |
| Alex Martz | DSJ | 5 |
| Dominic Schwartz | SH | 5 |
| Will Barry | CW | 5 |
| Miles Pottkotter | CW | 5 |
| Conner Kaikala | FR | 5 |

INDIVIDUAL KICKING

PUNTING (Top 10) - at least 10 Punts

| Name | School | Number | Yards | Average |
|----------------|--------|--------|-------|---------|
| Leland Bolin | VER | 20 | 840 | 42.00 |
| Owen Kunk | CW | 16 | 543 | 33.94 |
| Alex Shappie | ANNA | 29 | 966 | 33.31 |
| Owen Zimmerman | SH | 38 | 1255 | 33.03 |
| Charlie Winner | MIN | 22 | 720 | 32.73 |
| Alex Gaerke | FR | 29 | 937 | 32.31 |
| Austin Arnold | DSJ | 19 | 606 | 31.89 |
| Devon Crouch | PW | 39 | 1237 | 31.72 |
| Hayden Zeller | NB | 34 | 978 | 28.76 |

KICK SCORING (Top 10)

| Name | School | PAT Made | FG Made | Points |
|------------------|--------|----------|---------|--------|
| Carson Bills | ML | 51 | 0 | 51 |
| Bryce Couchot | CW | 37 | 4 | 49 |
| Joel Gehret | VER | 31 | 0 | 31 |
| Braylon Metzger | DSJ | 22 | 2 | 28 |
| Hayden Zeller | NB | 23 | 1 | 26 |
| Caleb Couse | MIN | 23 | 0 | 23 |
| Michael Gonzalez | SH | 10 | 4 | 22 |
| Brayden Bruns | PW | 15 | 0 | 15 |
| Kolton Hengstler | ANNA | 15 | 0 | 15 |
| Alex Gaerke | FR | 12 | 1 | 15 |

RETURNS

PUNT RETURNS (Top 10)

| Name | School | Number | Yards | Average | TD |
|------------------|--------|--------|-------|---------|----|
| Victor Hoelscher | ML | 13 | 340 | 26.15 | 1 |
| AJ Haralmert | CW | 16 | 214 | 13.38 | 2 |
| Griffin Bruns | ML | 9 | 107 | 11.89 | 0 |
| Aaron Thieman | NB | 5 | 90 | 18.00 | 0 |
| Lane Bergman | VER | 7 | 84 | 12.00 | 0 |
| Logan Green | PW | 6 | 78 | 13.00 | 0 |
| Alex Shappie | ANNA | 11 | 78 | 7.09 | 0 |
| Michael Osborne | VER | 6 | 64 | 10.67 | 0 |
| Curtis Puthoff | SH | 4 | 39 | 9.75 | 0 |
| Jack Riethman | CW | 1 | 37 | 37.00 | 0 |

KICKOFF RETURNS (Top 10)

| Name | School | Number | Yards | Average | TD |
|------------------|--------|--------|-------|---------|----|
| Logan Green | PW | 27 | 615 | 22.78 | 1 |
| Reece Wendel | FR | 23 | 462 | 20.09 | 0 |
| Curtis Puthoff | SH | 22 | 411 | 18.68 | 0 |
| Collin Feathers | DSJ | 20 | 382 | 19.10 | 0 |
| Zach Osborn | ANNA | 14 | 332 | 23.71 | 1 |
| Aaron Shappie | ANNA | 15 | 262 | 17.47 | 0 |
| Victor Hoelscher | ML | 9 | 238 | 26.44 | 1 |
| Devon Crouch | PW | 16 | 235 | 14.69 | 0 |
| Braylon Metzger | DSJ | 11 | 221 | 20.09 | 0 |
| Aaron Thieman | NB | 11 | 178 | 16.18 | 0 |