













# 2022 Week 9 Midwest Athletic Conference

## Cumulative Football Statistics

Prepared by Robb Hemmelgarn

### Season Records

		<i><b>MAC</b></i>		<i><b>OVERALL</b></i>	
	<i><b>Coldwater</b></i>	7	0	9	0
	<i><b>Marion Local</b></i>	7	0	9	0
	<i><b>New Bremen</b></i>	5	2	7	2
	<i><b>Minster</b></i>	5	2	6	3
	<i><b>Versailles</b></i>	4	3	6	3
	<i><b>Anna</b></i>	2	5	3	6
	<i><b>Ft. Recovery</b></i>	2	5	3	6
	<i><b>Parkway</b></i>	1	6	2	7
	<i><b>St. John's</b></i>	2	5	3	6
	<i><b>St. Henry</b></i>	0	7	1	8



# 2022 Week 9 Midwest Athletic Conference

## Cumulative Football Statistics

Prepared by Robb Hemmelgarn

### TEAM OFFENSE

#### TEAM RUSHING OFFENSE

School	Attempts	Yards	Yds/Game	Yds/Att	TD
New Bremen	337	2188	243.11	6.49	32
Coldwater	296	1889	209.89	6.38	31
Marion Local	307	1879	208.78	6.12	32
Versailles	299	1727	191.89	5.78	24
Delphos St. Johns	292	1430	158.89	4.90	16
Anna	254	1101	122.33	4.33	15
Parkway	259	1075	119.44	4.15	9
Minster	280	977	108.56	3.49	20
St. Henry	255	964	107.11	3.78	12
Ft. Recovery	280	890	98.89	3.18	15

#### TEAM PASSING OFFENSE

School	Comp.	Att.	%	TD	INT	Yards	Yds/Game
Minster	142	245	58.0%	15	1	2109	234.33
Coldwater	101	169	59.8%	16	4	1597	177.44
Ft. Recovery	94	184	51.1%	7	10	1543	171.44
Anna	124	253	49.0%	10	10	1507	167.44
Parkway	98	188	52.1%	7	6	1104	122.67
Marion Local	79	129	61.2%	15	3	1093	121.44
Versailles	83	153	54.2%	12	6	1088	120.89
St. Henry	85	193	44.0%	3	12	1012	112.44
New Bremen	73	134	54.5%	9	6	950	105.56
Delphos St. Johns	72	146	49.3%	5	13	761	84.56

## TEAM TOTAL OFFENSE

School	Rushing	Passing	Total Yds	Yds/Game
Coldwater	1889	1597	<b>3486</b>	387.33
New Bremen	2188	950	<b>3138</b>	348.67
Minster	977	2109	<b>3086</b>	342.89
Marion Local	1879	1093	<b>2972</b>	330.22
Versailles	1727	1088	<b>2815</b>	312.78
Anna	1101	1507	<b>2608</b>	289.78
Ft. Recovery	890	1543	<b>2433</b>	270.33
Delphos St. Johns	1430	761	<b>2191</b>	243.44
Parkway	1075	1104	<b>2179</b>	242.11
St. Henry	962	1012	<b>1974</b>	219.33

## SCORING OFFENSE

School	Points	Pts./Game
Coldwater	347	<b>38.56</b>
Marion Local	346	<b>38.44</b>
New Bremen	309	<b>34.33</b>
Minster	271	<b>30.11</b>
Versailles	226	<b>25.11</b>
Delphos St. Johns	174	<b>19.33</b>
Anna	171	<b>19.00</b>
Ft. Recovery	148	<b>16.44</b>
St. Henry	122	<b>13.56</b>
Parkway	118	<b>13.11</b>

## SCORING MARGIN

	Pts Scored	Ave.	Pts Allow	Ave.	Margin
Marion Local	346	38.44	30	3.33	<b>35.11</b>
Coldwater	347	38.56	109	12.11	<b>26.44</b>
New Bremen	309	34.33	149	16.56	<b>17.78</b>
Versailles	226	25.11	116	12.89	<b>12.22</b>
Minster	271	30.11	219	24.33	<b>5.78</b>
Delphos St. Johns	174	19.33	278	30.89	<b>-11.56</b>
Fort Recovery	148	16.44	271	30.11	<b>-13.67</b>
Anna	171	19.00	312	34.67	<b>-15.67</b>
St. Henry	122	13.56	276	30.67	<b>-17.11</b>
Parkway	118	13.11	289	32.11	<b>-19.00</b>

# TEAM DEFENSE

## TEAM RUSHING DEFENSE

School	Attempts	Yards	Yds/Game	Yds/Att	TD
Marion Local	256	557	61.89	2.18	1
Coldwater	273	927	103.00	3.40	9
Versailles	257	961	106.78	3.74	11
New Bremen	300	1103	122.56	3.68	17
Parkway	274	1393	154.78	5.08	21
St. Henry	276	1395	155.00	5.05	24
Ft. Recovery	304	1600	177.78	5.26	27
Delphos St. John's	294	1624	180.44	5.52	23
Anna	290	1664	184.89	5.74	31
Minster	287	1727	191.89	6.02	21

## TEAM PASSING DEFENSE

School	Comp.	Att.	%	TD	INT	Yards	Yds/Game
Marion Local	83	189	43.9%	3	16	893	99.22
Coldwater	94	198	47.5%	6	8	1126	125.11
St. Henry	93	165	56.4%	14	3	1126	125.11
Ft. Recovery	92	151	60.9%	9	6	1129	125.44
Versailles	102	193	52.8%	7	11	1273	141.44
Anna	94	176	53.4%	10	4	1343	149.22
New Bremen	114	224	50.9%	4	7	1347	149.67
Minster	94	182	51.6%	11	16	1387	154.11
Delphos St. Johns	96	185	51.9%	12	4	1560	173.33
Parkway	102	180	56.7%	17	3	1636	181.78

## *TEAM TOTAL DEFENSE*

<b>School</b>	<b>Rushing</b>	<b>Passing</b>	<b>Total Yards</b>	<b>Yds/Game</b>
<b>Marion Local</b>	557	893	<b>1450</b>	161.11
<b>Coldwater</b>	927	1126	<b>2053</b>	228.11
<b>Versailles</b>	961	1273	<b>2234</b>	248.22
<b>New Bremen</b>	1103	1347	<b>2450</b>	272.22
<b>St. Henry</b>	1395	1126	<b>2521</b>	280.11
<b>Ft. Recovery</b>	1600	1129	<b>2729</b>	303.22
<b>Anna</b>	1664	1343	<b>3007</b>	334.11
<b>Parkway</b>	1393	1636	<b>3029</b>	336.56
<b>Minster</b>	1727	1387	<b>3114</b>	346.00
<b>Delphos St. Johns</b>	1624	1560	<b>3184</b>	353.78

## *SCORING DEFENSE*

<b>School</b>	<b>Pts Allow</b>	<b>Average</b>
<b>Marion Local</b>	30	<b>3.33</b>
<b>Coldwater</b>	109	<b>12.11</b>
<b>Versailles</b>	116	<b>12.89</b>
<b>New Bremen</b>	149	<b>16.56</b>
<b>Minster</b>	219	<b>24.33</b>
<b>Ft. Recovery</b>	271	<b>30.11</b>
<b>St. Henry</b>	276	<b>30.67</b>
<b>Delphos St. Johns</b>	278	<b>30.89</b>
<b>Parkway</b>	289	<b>32.11</b>
<b>Anna</b>	312	<b>34.67</b>

# PENALTIES AND TURNOVERS

## *PENALTIES*

School	Number	Yards
Ft. Recovery	23	154
St. Henry	29	225
Anna	31	227
Versailles	34	234
Marion Local	30	289
Coldwater	45	362
Delphos St. Johns	43	384
Minster	51	426
Parkway	45	435
New Bremen	47	445

## *TURNOVER RATIO*

School	FL	INT Lost	FR	INT Gain	(+)/(-)
Marion Local	5	3	7	16	Plus 15
Minster	6	1	5	16	Plus 14
Coldwater	3	4	9	8	Plus 10
Versailles	3	6	5	11	Plus 7
New Bremen	3	6	6	7	Plus 4
Parkway	9	8	15	3	Plus 1
Anna	5	10	4	4	Minus 7
Delphos St. John's	6	13	7	4	Minus 8
Ft. Recovery	8	10	2	6	Minus 10
St. Henry	9	12	5	3	Minus 13



# 2022 Week 9 Midwest Athletic Conference Cumulative Football Statistics

Prepared by Robb Hemmelgarn

## INDIVIDUAL OFFENSE

### *INDIVIDUAL RUSHING (Top 10)*

Name	School	Attempts	Yards	Yds/Att	TD
Marcel Blasingame	CW	134	1119	8.35	17
Clay Paddubny	DSJ	138	1048	7.59	13
Joel Gehret	VER	152	1005	6.61	6
David Homan	NB	143	973	6.80	16
Hunter Schaefer	NB	122	926	7.59	14
Eddie Nichols	PW	148	782	5.28	6
Brogan Stephey	MIN	151	705	4.67	15
Darren Meier	ML	109	526	4.83	17
Kyle Otte	ML	61	523	8.57	7
Zach Osborne	ANNA	95	484	5.09	6

### *INDIVIDUAL PASSING (Top 10)*

Name	School	Comp.	Attempts	Yards	Yds/Comp	TD	INT
Brogan Stephey	MIN	134	233	1986	14.82	13	1
Alex Shappie	ANNA	123	251	1492	12.13	10	9
Cale Rammel	FR	76	145	1349	17.75	7	6
Marcel Blasingame	CW	83	132	1300	15.66	13	2
Fletcher Smith	PW	91	180	1046	11.49	8	8
Connor Stonebraker	VER	70	123	908	12.97	8	3
Curtis Puthoff	SH	72	168	886	12.31	3	10
David Homan	NB	67	127	868	12.96	9	6
Tate Hess	ML	57	93	832	14.60	12	1
Grant Ulm	DSJ	64	131	605	9.45	3	12

## *INDIVIDUAL RECEIVING (Top 10)*

<b>Name</b>	<b>School</b>	<b>Receptions</b>	<b>Yards</b>	<b>Average</b>	<b>TD</b>
<b>Michael Osborne</b>	VER	31	<b>524</b>	16.90	6
<b>James Niemeyer</b>	MIN	43	<b>519</b>	12.07	4
<b>Reece Guggenbiller</b>	FR	27	<b>488</b>	18.07	2
<b>Riggs Tobe</b>	FR	27	<b>474</b>	17.56	3
<b>Troy Homan</b>	FR	26	<b>450</b>	17.31	2
<b>Justin Richards</b>	ANNA	36	<b>448</b>	3.00	4
<b>Devan Wuebker</b>	MIN	32	<b>427</b>	13.34	2
<b>Chase Couse</b>	MIN	18	<b>419</b>	23.28	1
<b>Noah Aufderhaar</b>	ANNA	26	<b>391</b>	15.04	1
<b>Braylen Harlamert</b>	CW	26	<b>390</b>	15.00	5

## *INDIVIDUAL SCORING (Top 10)*

<b>Name</b>	<b>School</b>	<b>2-Pt Conv.</b>	<b>FG</b>	<b>PAT</b>	<b>TD</b>	<b>Total</b>
<b>Brogan Stephey</b>	MIN	1	3	28	16	<b>135</b>
<b>Hunter Schaefer</b>	NB	0	2	37	14	<b>127</b>
<b>Darren Meier</b>	ML	1	0	0	18	<b>110</b>
<b>Marcel Blasingame</b>	CW	0	0	0	17	<b>102</b>
<b>David Homan</b>	NB	0	0	0	17	<b>102</b>
<b>Clay Paddubny</b>	DSJ	0	0	0	14	<b>84</b>
<b>Joel Gehret</b>	VER	0	2	28	6	<b>70</b>
<b>Michael Osborne</b>	VER	0	0	0	11	<b>66</b>
<b>Kyle Otte</b>	ML	1	0	0	10	<b>62</b>
<b>Braylen Harlamert</b>	CW	1	0	0	9	<b>56</b>



# INDIVIDUAL DEFENSE

## *TACKLES (Top 10)*

Name	School	Tackles
Sam Obringer	CW	84
Camden Schafer	DSJ	71
Clay Paddubny	DSJ	70.5
Eddie Nichols	PW	61
Reece Wendel	FR	56.5
Cody Depweg	CW	53
Jack Ebbing	CW	51.5
Michael Osborne	VER	49
Connor Gaynier	DSJ	49

3 Players with 48 Tackles.

## *INTERCEPTIONS (Top 10)*

Name	School	INT	TD
Tate Hess	ML	5	0
James Niemeyer	MIN	5	0
Aaron Thieman	NB	4	1
Ryan Homan	ML	3	0
Chase Couse	MIN	3	0
Carter Jones	ML	3	0

15 Players with 2 Interceptions.

## *FUMBLE RECOVERIES (Top 10)*

<b>Name</b>	<b>School</b>	<b>FR</b>	<b>TD</b>
<b>Logan Green</b>	PW	<b>5</b>	<b>0</b>
<b>Derrick Wagner</b>	PW	<b>2</b>	<b>0</b>
<b>Miles Pottkotter</b>	CW	<b>2</b>	<b>0</b>
<b>Eddie Nichols</b>	PW	<b>2</b>	<b>0</b>
<b>Camden Schafer</b>	DSJ	<b>2</b>	<b>0</b>
<b>Apollo Thomas</b>	PW	<b>2</b>	<b>0</b>
<b>Logan Dehan</b>	SH	<b>2</b>	<b>0</b>
<b>Kenny Bailey</b>	CW	<b>2</b>	<b>0</b>
<b>Nick Ranly</b>	ML	<b>2</b>	<b>0</b>
<b>Carter Siegle</b>	ANNA	<b>2</b>	<b>0</b>
<b>Fletcher Smith</b>	PW	<b>2</b>	<b>0</b>

## *SACKS (Top 10)*

<b>Name</b>	<b>School</b>	<b>Sacks</b>
<b>Cody Depweg</b>	CW	<b>7</b>
<b>Evan Homan</b>	CW	<b>6</b>
<b>Darren Meier</b>	ML	<b>6</b>
<b>Will Frimel</b>	MIN	<b>5.5</b>
<b>Charlie Schmiesing</b>	MIN	<b>5</b>
<b>Nick Ranly</b>	ML	<b>5</b>
<b>Hayden Zeller</b>	NB	<b>4.5</b>

**5 Players with 4 Sacks.**

# INDIVIDUAL KICKING

## *PUNTING (Top 10) - at least 10*

Name	School	Punts	Yards	Average
Aidan Eifert	ML	15	553	36.87
Justin Richards	ANNA	29	1067	36.79
Hayden Zeller	NB	18	643	35.72
AJ Griesdorn	VER	15	521	34.73
Cale Rammel	FR	14	478	34.14
Braylon Metzger	DSJ	27	909	33.67
Brady Wolf	MIN	24	783	32.63
Justin Kaup	CW	21	682	32.48
Nolan Kunkler	SH	32	986	30.81
Landen May	PW	35	1045	29.86

## *KICK SCORING (Top 10)*

Name	School	PAT Made	FG Made	Points
Hunter Schaefer	NB	37	2	43
Justin Kaup	CW	36	2	42
Carson Bills	ML	37	1	40
Brogan Stephey	MIN	28	3	37
Joel Gehret	VER	28	2	34
Braylon Metzger	DSJ	20	3	29
Aaron Shappie	ANNA	21	0	21
Brayden Bruns	PW	15	0	15
Michael Gonzalez	SH	8	2	14
Bo Thien	FR	8	0	8

# RETURNS

## *PUNT RETURNS (Top 10)*

Name	School	PR	Yards	Average	TD
Kyle Otte	ML	9	188	20.89	0
David Homan	NB	8	162	20.25	1
Chase Couse	MIN	11	147	13.36	0
AJ Harlamert	CW	20	105	5.25	0
Michael Gonzalez	SH	2	60	30.00	0
Payton Platfott	VER	5	59	11.80	0
Victor Hoelscher	ML	3	53	17.67	0
Aaron Thieman	NB	6	42	7.00	0
Zach Osborn	ANNA	7	41	5.86	0
Connor Gaynier	DSJ	7	40	5.71	1
Nathan Buscher	ML	6	40	6.67	0

## *KICKOFF RETURNS (Top 10)*

Name	School	KR	Yards	Average	TD
Connor Gaynier	DSJ	24	471	19.63	1
Justin Richards	ANNA	21	398	18.95	0
Troy Homan	FR	22	393	17.86	0
Chase Couse	MIN	18	393	21.83	2
Logan Green	PW	20	379	18.95	0
Logan Dehan	SH	17	305	17.94	1
Aaron Shappie	ANNA	11	245	22.27	0
Reece Guggenbiller	FR	13	244	18.77	0
Drew Lause	ML	4	230	57.50	0
AJ Harlamert	CW	8	229	28.63	1

























