













2021 Week 4 Midwest Athletic Conference
Cumulative Football Statistics

Prepared by Robb Hemmelgarn

Season Records

		<i>MAC</i>		<i>OVERALL</i>	
	Coldwater	2	0	4	0
	Marion Local	2	0	4	0
	Anna	2	0	3	1
	New Bremen	1	1	3	1
	Versailles	1	1	3	1
	St. Henry	1	1	2	2
	St. John's	1	1	1	3
	Fort Recovery	0	2	2	2
	Minster	0	2	1	3
	Parkway	0	2	0	4



2021 Midwest Athletic Conference Football Statistics - Week 4

TEAM OFFENSE

TEAM RUSHING OFFENSE

School	Attempts	Yards	Yards/Game	Yards/Carry	TD
Versailles	149	1140	285.00	7.65	18
New Bremen	151	895	223.75	5.93	12
Ft. Recovery	170	849	212.25	4.99	10
Anna	131	840	210.00	6.41	10
St. Henry	141	766	191.50	5.43	11
Marion Local	145	718	179.50	4.95	8
Coldwater	131	589	147.25	4.50	9
Delphos St. Johns	113	512	128.00	4.53	6
Parkway	100	399	99.75	3.99	6
Minster	126	388	97.00	3.08	6

TEAM PASSING OFFENSE

School	Comp.	Att.	Percentage	TD	INT	Yards	Yards/Game
Coldwater	48	76	63.2%	8	3	783	195.75
St. Henry	43	72	59.7%	4	4	607	151.75
Anna	51	92	55.4%	6	2	589	147.25
Minster	47	106	44.3%	3	6	563	140.75
Parkway	47	92	51.1%	1	4	478	119.50
Delphos St. Johns	33	74	44.6%	4	11	471	117.75
Versailles	37	62	59.7%	4	3	462	115.50
Ft. Recovery	37	64	57.8%	1	0	408	102.00
New Bremen	33	59	55.9%	4	3	389	97.25
Marion Local	23	54	42.6%	1	4	211	52.75

TEAM TOTAL OFFENSE

School	Rushing	Passing	Total Yards	Yards/Game
Versailles	1140	462	1602	400.50
Anna	840	589	1429	357.25
St. Henry	766	607	1373	343.25
Coldwater	589	783	1372	343.00
New Bremen	895	389	1284	321.00
Ft. Recovery	849	408	1257	314.25
Delphos St. Johns	512	471	983	245.75
Minster	388	563	951	237.75
Marion Local	718	211	929	232.25
Parkway	399	478	877	219.25

SCORING OFFENSE

School	Points	Points/Game
Versailles	156	39.00
New Bremen	142	35.50
Coldwater	128	32.00
Anna	122	30.50
St. Henry	101	25.25
Marion Local	80	20.00
Ft. Recovery	73	18.25
Delphos St. Johns	68	17.00
Parkway	64	16.00
Minster	62	15.50

SCORING MARGIN

	Points Scored	Ave.	Points Allowed	Ave.	Margin
Versailles	156	39.00	40	10.00	29.00
Coldwater	128	32.00	40	10.00	22.00
New Bremen	142	35.50	56	14.00	21.50
Anna	122	30.50	66	16.50	14.00
Marion Local	80	20.00	30	7.50	12.50
St. Henry	101	25.25	64	16.00	9.25
Fort Recovery	73	18.25	100	25.00	-6.75
Delphos St. Johns	68	17.00	114	28.50	-11.50
Minster	62	15.50	113	28.25	-12.75
Parkway	64	16.00	167	41.75	-25.75

TEAM DEFENSE

TEAM RUSHING DEFENSE

School	Attempts	Yards	Yards/Game	Yards/Carry	TD
Marion Local	126	303	75.75	2.40	3
Versailles	105	347	86.75	3.30	5
Coldwater	101	359	89.75	3.55	3
St. Henry	124	424	106.00	3.42	4
Ft. Recovery	116	586	146.50	5.05	8
New Bremen	134	616	154.00	4.60	5
Delphos St. John's	147	679	169.75	4.62	8
Minster	142	682	170.50	4.80	9
Anna	136	723	180.75	5.32	7
Parkway	147	1295	323.75	8.81	17

TEAM PASSING DEFENSE

School	Comp.	Att.	Percentage	TD	INT	Yards	Yards/Game
Anna	19	51	37.3%	1	3	236	59.00
St. Henry	29	59	49.2%	3	4	278	69.50
Parkway	28	53	52.8%	5	1	335	83.75
Delphos St. Johns	32	65	49.2%	7	3	379	94.75
New Bremen	35	76	46.1%	3	9	441	110.25
Versailles	49	93	52.7%	0	4	497	124.25
Marion Local	43	84	51.2%	1	4	508	127.00
Ft. Recovery	36	70	51.4%	6	1	587	146.75
Minster	44	78	56.4%	7	4	651	162.75
Coldwater	39	93	41.9%	1	2	660	165.00

TEAM TOTAL DEFENSE

School	Rushing	Passing	Total Yards	Yards/Game
St. Henry	424	278	702	175.50
Marion Local	303	508	811	202.75
Versailles	347	497	844	211.00
Anna	723	236	959	239.75
Coldwater	359	660	1019	254.75
New Bremen	616	441	1057	264.25
Delphos St. Johns	679	379	1058	264.50
Ft. Recovery	586	587	1173	293.25
Minster	682	651	1333	333.25
Parkway	1295	335	1630	407.50

SCORING DEFENSE

School	Points Allowed	Points All./Game
Marion Local	30	7.50
Versailles	40	10.00
Coldwater	40	10.00
New Bremen	56	14.00
St. Henry	64	16.00
Anna	66	16.50
Ft. Recovery	100	25.00
Minster	113	28.25
Delphos St. Johns	114	28.50
Parkway	167	41.75

PENALTIES AND TURNOVERS

PENALTIES

School	Number	Yards
Ft. Recovery	10	93
Marion Local	15	119
Versailles	13	124
Anna	17	137
New Bremen	14	140
Minster	19	148
Coldwater	20	154
Parkway	20	160
St. Henry	22	200
Delphos St. Johns	30	265

TURNOVER RATIO

School	FL	INT Lost	FR	INT Gain	Plus/Minus
New Bremen	1	3	5	9	PLUS 10
Anna	0	2	4	3	PLUS 5
Ft. Recovery	2	0	2	1	PLUS 1
Versailles	3	3	2	4	EVEN
Coldwater	2	3	3	2	EVEN
Minster	3	6	4	4	MINUS 1
Marion Local	2	4	0	4	MINUS 2
St. Henry	4	4	1	4	MINUS 3
Parkway	4	4	3	1	MINUS 4
Delphos St. Johns	1	11	1	3	MINUS 8



2021 Midwest Athletic Conference Football Statistics - Week 4

INDIVIDUAL OFFENSE

INDIVIDUAL RUSHING (Top 10)

Name	School	Attempts	Yards	Yards/Carry	TD
Riley Hiser	FR	100	601	6.01	6
David Homan	NB	62	511	8.24	7
Owen Lefeld	SH	69	437	6.33	8
Justin Richards	ANNA	62	395	6.37	5
Jack Osborne	VER	35	389	11.11	5
Peyton Otte	ML	56	357	6.38	3
Hunter Schmidt	ANNA	43	338	7.86	3
Carson Bey	VER	43	303	7.05	4
Brogan Stephey	MIN	55	266	4.84	6
Kyle Otte	ML	54	237	4.39	2
Isaac Fullenkamp	CW	33	202	6.12	2

INDIVIDUAL PASSING (Top 10)

Name	School	Completions	Attempts	Yards	Yards/Comp.	TD	INT
Reece Dellinger	CW	46	73	769	16.72	8	3
Carter Siegle	ANNA	50	88	581	11.62	6	2
Bryce Brookhart	SH	41	67	565	13.78	3	3
Brogan Stephey	MIN	41	97	558	13.61	3	5
Fletcher Smith	PW	46	90	471	10.24	1	4
Carson Bey	VER	35	59	439	12.54	4	3
David Homan	NB	33	59	389	11.79	4	3
Nolan Schwinnen	DSJ	25	56	380	15.20	3	5
Cale Rammel	FR	36	63	368	10.22	1	0
Peyton Otte	ML	23	54	211	9.17	1	4

INDIVIDUAL RECEIVING (Top 10)

Name	School	Receptions	Yards	Average	TD
Tyler Schwieterman	CW	14	247	17.64	4
Noah McEldowney	VER	13	233	17.92	2
Jesse Meyer	CW	9	222	24.67	2
Zach Ambos	ANNA	18	204	11.33	2
Bennett Gels	SH	12	203	16.92	3
Brandon Axe	ANNA	14	183	13.07	1
Devan Wuebker	MIN	9	163	18.11	2
JJ Bonifas	DSJ	6	159	26.50	2
Marcel Blasingame	CW	9	157	17.44	2
Jaden Lange	SH	14	150	10.71	0

INDIVIDUAL SCORING (Top 10)

Name	School	2-Pt Conversions	FG	PAT	TD	Total
Owen Lefeld	SH	0	0	0	8	48
Brogan Stephey	MIN	0	0	6	6	42
Justin Richards	ANNA	0	0	0	7	42
David Homan	NB	0	0	0	7	42
Riley Hiser	FR	0	0	0	6	36
Jack Osborne	VER	0	0	0	5	30
Landon Henry	VER	0	0	0	5	30
Eddie Nichols	PW	0	0	0	5	30
Tyler Schwieterman	CW	0	0	0	5	30
Zach Ambos	ANNA	0	1	15	2	30

INDIVIDUAL DEFENSE

TACKLES (Top 10)

Name	School	Tackles
Eddie Nichols	PW	51
Hunter Schmidt	ANNA	39
Darren Meier	ML	38
Logan Green	PW	35
Landon Elwer	DSJ	31
JJ Bonifas	DSJ	31
Dylan Fleck	ML	31
Isaac Fullenkamp	CW	28
Kevin Partington	ML	27
Reece Guggenbiller	FR	26
Blake Ricker	DSJ	26

INTERCEPTIONS (Top 10)

Name	School	Interceptions	TD
Evan Eyink	NB	3	0
Chase Couse	MIN	2	0
Aaron Thieman	NB	2	0
Brandon Axe	ANNA	2	0
Bryce Brookhart	SH	2	0

24 Players with 1 Interception Apiece.

FUMBLE RECOVERIES (Top 10)

Name	School	Recoveries	TD
Hunter Schmidt	ANNA	3	0
David Homan	NB	3	0
James Niemeyer	MIN	2	0

21 Players with at least 1 Fumble Recovery Apiece.

SACKS (Top 10)

Name	School	Sacks	
Nolan Kunkler	SH	2	23 Players with 1 Sack Apiece.
Clay Paddubny	DSJ	2	
Trey Mills	VER	2	
Aaron Fortkamp	CW	2	
Evan Eyink	NB	2	
Chase Couse	MIN	1.5	
Owen Lefeld	SH	1.5	
Bo Thien	FR	1.5	

INDIVIDUAL KICKING

PUNTING (Top 10)

Name	School	Number	Yards	Average
Reece Dellinger	CW	4	179	44.75
Brady Kerner	DSJ	6	242	40.33
Joel Schrader	DSJ	4	146	36.50
Devon Crouch	PW	5	173	34.60
Devon Crouch	PW	5	173	34.60
Aiden Eifert	ML	10	336	33.60
Eli McEldowney	VER	6	200	33.33
Bennett Gels	SH	7	230	32.86
Jack Kohne	MIN	11	335	30.45
Logan Homan	FR	9	278	30.89

KICK SCORING (Top 10)

Name	School	PAT Made	FG Made	Points
Chase McEldowney	VER	21	1	24
Owen Gabel	NB	19	0	19
Zach Ambos	ANNA	15	1	18
Justin Kaup	CW	14	0	14
Michael Gonzalez	SH	11	0	11
Kevin Partington	ML	5	2	11
Zach Hawk	PW	7	1	10
Brogan Stephey	MIN	6	0	6
Kendrik Wendel	FR	5	0	5
Bari Gonzalez	DSJ	3	0	3

RETURNS

PUNT RETURNS (Top 10)

Name	School	Number	Yards	Average	TD
Peyton Otte	ML	3	65	21.67	0
Kyle Otte	ML	4	59	14.75	0
Braysen Schulte	DSJ	3	28	9.33	0
Landen Grothaus	DSJ	2	26	13.00	0
Zach Ambos	ANNA	2	23	11.50	0
Landon Henry	VER	2	22	11.00	0
Owen Rindler	ML	2	16	8.00	0
Logan Green	PW	3	15	5.00	0
Devan Wuebker	MIN	3	10	3.33	0

KICKOFF RETURNS (Top 10)

Name	School	Number	Yards	Average	TD
Braysen Schulte	DSJ	13	257	19.77	0
Grant Bollenbacher	PW	11	237	21.55	0
Justin Richards	ANNA	9	206	22.89	0
Drew Lause	ML	4	144	36.00	1
Trevor Bergman	NB	4	118	29.50	0
Eddie Nichols	PW	2	112	56	1
Logan Green	PW	7	101	14.43	0
Troy Homan	FR	6	100	16.67	0
Devan Wuebker	MIN	6	87	14.50	0
Tanner Muhlenkamp	CW	1	83	83.00	1
Owen Rindler	ML	1	83	83.00	0