













**2021 Week 3 Midwest Athletic Conference
Cumulative Football Statistics**

Prepared by Robb Hemmelgarn

Season Records

| | | <i>MAC</i> | | <i>OVERALL</i> | |
|---|----------------------|------------|---|----------------|---|
|  | Coldwater | 1 | 0 | 3 | 0 |
|  | Marion Local | 1 | 0 | 3 | 0 |
|  | New Bremen | 1 | 0 | 3 | 0 |
|  | St. Henry | 1 | 0 | 2 | 1 |
|  | Anna | 1 | 0 | 2 | 1 |
|  | Versailles | 0 | 1 | 2 | 1 |
|  | Fort Recovery | 0 | 1 | 2 | 1 |
|  | Minster | 0 | 1 | 1 | 2 |
|  | Parkway | 0 | 1 | 0 | 3 |
|  | St. John's | 0 | 1 | 0 | 3 |



2021 Midwest Athletic Conference Football Statistics - Week 3

TEAM OFFENSE

TEAM RUSHING OFFENSE

| School | Attempts | Yards | Yards/Game | Yards/Carry | TD |
|-------------------|----------|-------|------------|-------------|----|
| Versailles | 118 | 806 | 268.67 | 6.83 | 13 |
| Ft. Recovery | 130 | 701 | 233.67 | 5.39 | 10 |
| New Bremen | 108 | 691 | 230.33 | 6.40 | 10 |
| Anna | 103 | 690 | 230.00 | 6.70 | 8 |
| St. Henry | 105 | 650 | 216.67 | 6.19 | 10 |
| Marion Local | 115 | 560 | 186.67 | 4.87 | 6 |
| Coldwater | 98 | 467 | 155.67 | 4.77 | 7 |
| Delphos St. Johns | 83 | 378 | 126.00 | 4.55 | 4 |
| Parkway | 75 | 273 | 91.00 | 3.64 | 4 |
| Minster | 91 | 244 | 81.33 | 2.68 | 6 |

TEAM PASSING OFFENSE

| School | Comp. | Att. | Percentage | TD | INT | Yards | Yards/Game |
|-------------------|-------|------|------------|----|-----|-------|------------|
| Coldwater | 36 | 60 | 60.0% | 6 | 3 | 569 | 189.67 |
| Minster | 37 | 77 | 48.1% | 3 | 4 | 483 | 161.00 |
| St. Henry | 30 | 49 | 61.2% | 4 | 2 | 445 | 148.33 |
| Anna | 40 | 76 | 52.6% | 4 | 2 | 427 | 142.33 |
| Parkway | 34 | 74 | 45.9% | 1 | 3 | 395 | 131.67 |
| Ft. Recovery | 31 | 54 | 57.4% | 1 | 0 | 345 | 115.00 |
| Versailles | 28 | 47 | 59.6% | 2 | 3 | 336 | 112.00 |
| New Bremen | 24 | 44 | 54.5% | 4 | 3 | 298 | 99.33 |
| Delphos St. Johns | 23 | 56 | 41.1% | 2 | 10 | 270 | 90.00 |
| Marion Local | 17 | 40 | 42.5% | 1 | 2 | 166 | 55.33 |

TEAM TOTAL OFFENSE

| School | Rushing | Passing | Total Yards | Yards/Game |
|-------------------|---------|---------|-------------|------------|
| Versailles | 806 | 336 | 1142 | 380.67 |
| Anna | 690 | 427 | 1117 | 372.33 |
| St. Henry | 650 | 445 | 1095 | 365.00 |
| Ft. Recovery | 701 | 345 | 1046 | 348.67 |
| Coldwater | 467 | 569 | 1036 | 345.33 |
| New Bremen | 691 | 298 | 989 | 329.67 |
| Minster | 244 | 483 | 727 | 242.33 |
| Marion Local | 560 | 166 | 726 | 242.00 |
| Parkway | 273 | 395 | 668 | 222.67 |
| Delphos St. Johns | 378 | 270 | 648 | 216.00 |

SCORING OFFENSE

| School | Points | Points/Game |
|-------------------|--------|-------------|
| New Bremen | 128 | 42.67 |
| Anna | 114 | 38.00 |
| Versailles | 107 | 35.67 |
| Coldwater | 100 | 33.33 |
| St. Henry | 94 | 31.33 |
| Ft. Recovery | 73 | 24.33 |
| Minster | 62 | 20.67 |
| Marion Local | 60 | 20.00 |
| Parkway | 50 | 16.67 |
| Delphos St. Johns | 41 | 13.67 |

SCORING MARGIN

| | Points Scored | Ave. | Points Allowed | Ave. | Margin |
|-------------------|---------------|-------|----------------|-------|--------|
| New Bremen | 128 | 42.67 | 28 | 9.33 | 33.33 |
| Versailles | 107 | 35.67 | 26 | 8.67 | 27.00 |
| Coldwater | 100 | 33.33 | 26 | 8.67 | 24.67 |
| St. Henry | 94 | 31.33 | 44 | 14.67 | 16.67 |
| Anna | 114 | 38.00 | 66 | 22.00 | 16.00 |
| Marion Local | 60 | 20.00 | 23 | 7.67 | 12.33 |
| Fort Recovery | 73 | 24.33 | 72 | 24.00 | 0.33 |
| Minster | 62 | 20.67 | 86 | 28.67 | -8.00 |
| Parkway | 50 | 16.67 | 118 | 39.33 | -22.67 |
| Delphos St. Johns | 41 | 13.67 | 114 | 38.00 | -24.33 |

TEAM DEFENSE

TEAM RUSHING DEFENSE

| School | Attempts | Yards | Yards/Game | Yards/Carry | TD |
|--------------------|----------|-------|------------|-------------|----|
| Coldwater | 59 | 160 | 53.33 | 2.71 | 1 |
| Marion Local | 90 | 203 | 67.67 | 2.26 | 2 |
| Versailles | 80 | 230 | 76.67 | 2.88 | 3 |
| St. Henry | 90 | 239 | 79.67 | 2.66 | 2 |
| Ft. Recovery | 89 | 419 | 139.67 | 4.71 | 6 |
| New Bremen | 99 | 503 | 167.67 | 5.08 | 3 |
| Delphos St. John's | 110 | 548 | 182.67 | 4.98 | 8 |
| Minster | 109 | 553 | 184.33 | 5.07 | 7 |
| Anna | 96 | 610 | 203.33 | 6.35 | 7 |
| Parkway | 115 | 953 | 317.67 | 8.29 | 12 |

TEAM PASSING DEFENSE

| School | Comp. | Att. | Percentage | TD | INT | Yards | Yards/Game |
|-------------------|-------|------|------------|----|-----|-------|------------|
| Anna | 13 | 41 | 31.7% | 1 | 3 | 174 | 58.00 |
| Parkway | 19 | 38 | 50.0% | 3 | 1 | 211 | 70.33 |
| New Bremen | 23 | 60 | 38.3% | 1 | 9 | 226 | 75.33 |
| St. Henry | 27 | 51 | 52.9% | 3 | 2 | 256 | 85.33 |
| Delphos St. Johns | 23 | 38 | 60.5% | 7 | 1 | 310 | 103.33 |
| Marion Local | 31 | 62 | 50.0% | 1 | 3 | 357 | 119.00 |
| Versailles | 37 | 76 | 48.7% | 0 | 3 | 399 | 133.00 |
| Ft. Recovery | 24 | 53 | 45.3% | 4 | 1 | 413 | 137.67 |
| Minster | 33 | 59 | 55.9% | 5 | 3 | 447 | 149.00 |
| Coldwater | 33 | 79 | 41.8% | 1 | 2 | 578 | 192.67 |

TEAM TOTAL DEFENSE

| School | Rushing | Passing | Total Yards | Yards/Game |
|--------------------------|----------------|----------------|--------------------|-------------------|
| St. Henry | 239 | 256 | 495 | 165.00 |
| Marion Local | 203 | 357 | 560 | 186.67 |
| Versailles | 230 | 399 | 629 | 209.67 |
| New Bremen | 503 | 226 | 729 | 243.00 |
| Coldwater | 160 | 578 | 738 | 246.00 |
| Anna | 610 | 174 | 784 | 261.33 |
| Ft. Recovery | 419 | 413 | 832 | 277.33 |
| Delphos St. Johns | 548 | 310 | 858 | 286.00 |
| Minster | 553 | 447 | 1000 | 333.33 |
| Parkway | 953 | 211 | 1164 | 388.00 |

SCORING DEFENSE

| School | Points Allowed | Points All./Game |
|--------------------------|-----------------------|-------------------------|
| Marion Local | 23 | 7.67 |
| Versailles | 26 | 8.67 |
| Coldwater | 26 | 8.67 |
| New Bremen | 28 | 9.33 |
| St. Henry | 44 | 14.67 |
| Anna | 66 | 22.00 |
| Ft. Recovery | 72 | 24.00 |
| Minster | 86 | 28.67 |
| Delphos St. Johns | 114 | 38.00 |
| Parkway | 118 | 39.33 |

PENALTIES AND TURNOVERS

PENALTIES

| School | Number | Yards |
|-------------------|--------|-------|
| Minster | 6 | 43 |
| Ft. Recovery | 9 | 88 |
| Versailles | 10 | 93 |
| New Bremen | 10 | 95 |
| Marion Local | 12 | 104 |
| Parkway | 16 | 120 |
| Anna | 14 | 126 |
| Coldwater | 19 | 140 |
| St. Henry | 18 | 165 |
| Delphos St. Johns | 20 | 180 |

TURNOVER RATIO

| School | FL | INT Lost | FR | INT Gain | Plus/Minus |
|-------------------|----|----------|----|----------|------------|
| New Bremen | 0 | 3 | 4 | 9 | PLUS 10 |
| Anna | 0 | 2 | 3 | 3 | PLUS 4 |
| Ft. Recovery | 1 | 0 | 2 | 1 | PLUS 2 |
| Minster | 2 | 4 | 4 | 3 | PLUS 1 |
| Versailles | 1 | 3 | 2 | 3 | PLUS 1 |
| Coldwater | 1 | 3 | 2 | 2 | EVEN |
| Marion Local | 2 | 2 | 0 | 3 | MINUS 1 |
| St. Henry | 4 | 2 | 1 | 2 | MINUS 3 |
| Parkway | 4 | 3 | 1 | 1 | MINUS 5 |
| Delphos St. Johns | 1 | 9 | 0 | 1 | MINUS 9 |



2021 Midwest Athletic Conference Football Statistics - Week 3

INDIVIDUAL OFFENSE

INDIVIDUAL RUSHING (Top 10)

| Name | School | Attempts | Yards | Yards/Carry | TD |
|------------------|--------|----------|-------|-------------|----|
| Riley Hiser | FR | 74 | 489 | 6.61 | 6 |
| David Homan | NB | 35 | 362 | 10.34 | 6 |
| Owen Lefeld | SH | 46 | 329 | 7.15 | 7 |
| Jack Osborne | VER | 29 | 319 | 11.00 | 4 |
| Peyton Otte | ML | 44 | 304 | 6.91 | 2 |
| Hunter Schmidt | ANNA | 39 | 304 | 7.79 | 2 |
| Justin Richards | ANNA | 44 | 294 | 6.68 | 5 |
| Carson Bey | VER | 38 | 222 | 5.84 | 2 |
| Kyle Otte | ML | 47 | 175 | 3.72 | 1 |
| Brogan Stephey | MIN | 36 | 175 | 4.86 | 6 |
| Isaac Fullenkamp | CW | 24 | 158 | 6.58 | 1 |

INDIVIDUAL PASSING (Top 10)

| Name | School | Completions | Attempts | Yards | Yards/Comp. | TD | INT |
|-----------------|--------|-------------|----------|-------|-------------|----|-----|
| Reece Dellinger | CW | 34 | 57 | 555 | 16.32 | 6 | 3 |
| Brogan Stephey | MIN | 31 | 68 | 478 | 15.42 | 3 | 3 |
| Carter Siegle | ANNA | 39 | 72 | 419 | 10.74 | 4 | 2 |
| Bryce Brookhart | SH | 28 | 44 | 403 | 14.39 | 3 | 1 |
| Fletcher Smith | PW | 34 | 73 | 395 | 11.62 | 1 | 3 |
| Carson Bey | VER | 28 | 46 | 336 | 12.00 | 2 | 3 |
| Cale Rammel | FR | 30 | 53 | 305 | 10.17 | 1 | 0 |
| David Homan | NB | 24 | 44 | 298 | 12.42 | 4 | 3 |
| Nolan Schwinnen | DSJ | 15 | 38 | 179 | 11.93 | 1 | 4 |
| Peyton Otte | ML | 17 | 40 | 166 | 9.76 | 1 | 2 |

INDIVIDUAL RECEIVING (Top 10)

| Name | School | Receptions | Yards | Average | TD |
|---------------------------|---------------|-------------------|--------------|----------------|-----------|
| Tyler Schwieterman | CW | 10 | 196 | 19.60 | 3 |
| Noah McEldowney | VER | 11 | 177 | 16.09 | 1 |
| Devan Wuebker | MIN | 9 | 163 | 18.11 | 2 |
| Brandon Axe | ANNA | 12 | 151 | 12.58 | 1 |
| Bennett Gels | SH | 7 | 133 | 19.00 | 3 |
| Aiden Anderson | PW | 8 | 132 | 16.50 | 1 |
| Jesse Meyer | CW | 5 | 126 | 25.20 | 1 |
| Marcel Blasingame | CW | 8 | 125 | 15.63 | 2 |
| Nick Alig | NB | 7 | 119 | 17.00 | 3 |
| Zach Ambos | ANNA | 12 | 115 | 9.58 | 1 |

INDIVIDUAL SCORING (Top 10)

| Name | School | 2-Pt Conversions | FG | PAT | TD | Total |
|---------------------------|---------------|-------------------------|-----------|------------|-----------|--------------|
| Brogan Stephey | MIN | 0 | 0 | 6 | 6 | 42 |
| Owen Lefeld | SH | 0 | 0 | 0 | 7 | 42 |
| Riley Hiser | FR | 0 | 0 | 0 | 6 | 36 |
| Justin Richards | ANNA | 0 | 0 | 0 | 6 | 36 |
| David Homan | NB | 0 | 0 | 0 | 6 | 36 |
| Jack Osborne | VER | 0 | 0 | 0 | 4 | 24 |
| Landon Henry | VER | 0 | 0 | 0 | 4 | 24 |
| Eddie Nichols | PW | 0 | 0 | 0 | 4 | 24 |
| Tyler Schwieterman | CW | 0 | 0 | 0 | 4 | 24 |
| Zach Ambos | ANNA | 0 | 1 | 11 | 1 | 20 |

INDIVIDUAL DEFENSE

TACKLES (Top 10)

| Name | School | Tackles |
|----------------|--------|---------|
| Eddie Nichols | PW | 42 |
| Max Gehret | VER | 23 |
| JJ Bonifas | DSJ | 23 |
| Hunter Schmidt | ANNA | 22 |
| Logan Green | PW | 22 |
| Clay Puddubny | DSJ | 22 |
| Landon Elwer | DSJ | 22 |
| Darren Meier | ML | 21 |

4 Players Tied with 20 Tackles Apiece.

INTERCEPTIONS (Top 10)

| Name | School | Interceptions | TD |
|---------------|--------|---------------|----|
| Evan Eyink | NB | 3 | 0 |
| Chase Couse | MIN | 2 | 0 |
| Aaron Thieman | NB | 2 | 0 |
| Brandon Axe | ANNA | 2 | 0 |

19 Players with 1 Interception Apiece.

FUMBLE RECOVERIES (Top 10)

| Name | School | Recoveries | TD |
|----------------|--------|------------|----|
| Hunter Schmidt | ANNA | 2 | 0 |
| James Niemeyer | MIN | 2 | 0 |

20 Players with at least 1 Fumble Recovery Apiece.

SACKS (Top 10)

| Name | School | Sacks |
|----------------|---------------|--------------|
| Nolan Kunkler | SH | 2 |
| Clay Paddubny | DSJ | 2 |
| Trey Mills | VER | 2 |
| Aaron Fortkamp | CW | 2 |
| Chase Couse | MIN | 1.5 |
| Owen Lefeld | SH | 1.5 |

20 Players with 1 Sack Apiece.

INDIVIDUAL KICKING

PUNTING (Top 10)

| Name | School | Number | Yards | Average |
|-----------------|---------------|---------------|--------------|----------------|
| Reece Dellinger | CW | 4 | 179 | 44.75 |
| Brady Kerner | DSJ | 3 | 111 | 37.00 |
| Joel Schrader | DSJ | 4 | 146 | 36.50 |
| Zach Ambos | ANNA | 3 | 109 | 36.33 |
| Devon Crouch | PW | 5 | 173 | 34.60 |
| Eli McEldowney | VER | 5 | 166 | 33.20 |
| Aiden Eifert | ML | 8 | 264 | 33.00 |
| Hayden Zeller | NB | 3 | 97 | 32.33 |
| Justin Bergman | MIN | 5 | 154 | 30.80 |
| Justin Richards | ANNA | 4 | 121 | 30.25 |

KICK SCORING (Top 10)

| Name | School | PAT Made | FG Made | Points |
|------------------|---------------|-----------------|----------------|---------------|
| Chase McEldowney | VER | 14 | 1 | 17 |
| Owen Gabel | NB | 17 | 0 | 17 |
| Zach Ambos | ANNA | 11 | 1 | 14 |
| Justin Kaup | CW | 12 | 0 | 12 |
| Michael Gonzalez | SH | 10 | 0 | 10 |
| Kevin Partington | ML | 3 | 2 | 9 |
| Zach Hawk | PW | 5 | 1 | 8 |
| Brogan Stephey | MIN | 6 | 0 | 6 |
| Kendrik Wendel | FR | 5 | 0 | 5 |
| Bari Gonzalez | DSJ | 3 | 0 | 3 |
| Hayden Zeller | NB | 1 | 0 | 1 |
| Kyle Otte | ML | 1 | 0 | 1 |

RETURNS

PUNT RETURNS (Top 10)

| Name | School | Number | Yards | Average | TD |
|-------------------|--------|--------|-------|---------|----|
| Peyton Otte | ML | 2 | 48 | 24.00 | 0 |
| Kyle Otte | ML | 2 | 36 | 18.00 | 0 |
| Braysen Schulte | DSJ | 3 | 28 | 9.33 | 0 |
| Landen Grothaus | DSJ | 2 | 26 | 13.00 | 0 |
| Zach Ambos | ANNA | 2 | 23 | 11.50 | 0 |
| Owen Rindler | ML | 2 | 16 | 8.00 | 0 |
| Devan Wuebker | MIN | 3 | 10 | 3.33 | 0 |
| Marcel Blasingame | CW | 3 | 6 | 2.00 | 0 |
| Troy Homan | FR | 1 | 6 | 6.00 | 0 |
| Eli McEldowney | VER | 2 | 6 | 3.00 | 0 |

KICKOFF RETURNS (Top 10)

| Name | School | Number | Yards | Average | TD |
|--------------------|--------|--------|-------|---------|----|
| Braysen Schulte | DSJ | 13 | 257 | 19.77 | 0 |
| Justin Richards | ANNA | 9 | 206 | 22.89 | 0 |
| Grant Bollenbacher | PW | 7 | 182 | 26.00 | 0 |
| Eddie Nichols | PW | 2 | 112 | 56 | 1 |
| Trevor Bergman | NB | 3 | 102 | 34.00 | 0 |
| Devan Wuebker | MIN | 6 | 87 | 14.50 | 0 |
| Tanner Muhlenkamp | CW | 1 | 83 | 83.00 | 1 |
| Owen Rindler | ML | 1 | 83 | 83.00 | 0 |
| Austin Wellman | MIN | 5 | 77 | 15.40 | 0 |
| Logan Green | PW | 4 | 60 | 15.00 | 0 |
| Zach Ambos | ANNA | 4 | 56 | 14.00 | 0 |