













SEASON RECORDS

| | | MAC | | Overall | |
|---|--------------------|-----|---|---------|---|
|  | Marion Local | 2 | 0 | 10 | 0 |
|  | Minster | 2 | 0 | 9 | 1 |
|  | Versailles | 2 | 1 | 8 | 3 |
|  | St. Henry | 1 | 1 | 7 | 3 |
|  | New Bremen | 1 | 1 | 7 | 3 |
|  | Fort Recovery | 1 | 1 | 6 | 2 |
|  | New Knoxville | 1 | 1 | 6 | 4 |
|  | Coldwater | 1 | 1 | 4 | 5 |
|  | Parkway | 0 | 2 | 4 | 5 |
|  | Delphos St. John's | 0 | 3 | 6 | 5 |

** St. Henry Statistics Through 9 Games.*



TEAM STATISTICS

SCORING OFFENSE

| Team | Games | Points | Average |
|--------------------|-------|--------|---------|
| Minster | 10 | 548 | 54.80 |
| Delphos St. John's | 11 | 587 | 53.36 |
| Fort Recovery | 8 | 393 | 49.13 |
| St. Henry | 9 | 436 | 48.44 |
| New Bremen | 10 | 483 | 48.30 |
| Versailles | 11 | 527 | 47.91 |
| Marion Local | 10 | 465 | 46.50 |
| New Knoxville | 10 | 414 | 41.40 |
| Parkway | 9 | 341 | 37.89 |
| Coldwater | 9 | 331 | 36.78 |

SCORING DEFENSE

| Team | Games | Points | Average |
|--------------------|-------|--------|---------|
| Minster | 10 | 348 | 34.80 |
| St. Henry | 9 | 316 | 35.11 |
| Fort Recovery | 8 | 293 | 36.63 |
| Coldwater | 9 | 331 | 36.78 |
| Marion Local | 10 | 368 | 36.80 |
| New Knoxville | 10 | 379 | 37.90 |
| Versailles | 11 | 455 | 41.36 |
| Parkway | 9 | 382 | 42.44 |
| New Bremen | 10 | 444 | 44.40 |
| Delphos St. John's | 11 | 556 | 50.55 |

SCORING MARGIN

| Team | Games | Off. Ave. | Def. Ave. | Margin |
|--------------------|-------|-----------|-----------|--------|
| Minster | 10 | 548 | 348 | 20.00 |
| St. Henry | 9 | 436 | 316 | 13.33 |
| Fort Recovery | 8 | 393 | 293 | 12.50 |
| Marion Local | 10 | 465 | 368 | 9.70 |
| Versailles | 11 | 527 | 455 | 6.55 |
| New Bremen | 10 | 483 | 444 | 3.90 |
| New Knoxville | 10 | 414 | 379 | 3.50 |
| Delphos St. John's | 11 | 587 | 556 | 2.82 |
| Coldwater | 9 | 331 | 331 | 0.00 |
| Parkway | 9 | 341 | 382 | -4.56 |

FIELD GOAL %

| Team | FG | FGA | % |
|--------------------|-----|-----|--------|
| Minster | 208 | 486 | 42.80% |
| Fort Recovery | 163 | 400 | 40.75% |
| New Bremen | 175 | 435 | 40.23% |
| New Knoxville | 146 | 377 | 38.73% |
| Marion Local | 177 | 460 | 38.48% |
| St. Henry | 159 | 416 | 38.22% |
| Delphos St. John's | 202 | 534 | 37.83% |
| Coldwater | 130 | 390 | 33.33% |
| Versailles | 189 | 580 | 32.59% |
| Parkway | 127 | 408 | 31.13% |

FREE THROW %

| Team | FT | FTA | % |
|--------------------|-----|-----|--------|
| St. Henry | 86 | 122 | 70.49% |
| Versailles | 111 | 160 | 69.38% |
| New Bremen | 100 | 148 | 67.57% |
| Delphos St. John's | 110 | 163 | 67.48% |
| New Knoxville | 99 | 149 | 66.44% |
| Minster | 77 | 117 | 65.81% |
| Marion Local | 94 | 158 | 59.49% |
| Parkway | 61 | 126 | 48.41% |
| Fort Recovery | 36 | 80 | 45.00% |
| Coldwater | 42 | 95 | 44.21% |

TEAM REBOUNDS

| Team | Games | Team Total | AVE. |
|--------------------|-------|------------|-------|
| Delphos St. John's | 11 | 332 | 30.18 |
| Coldwater | 9 | 319 | 35.44 |
| Versailles | 11 | 319 | 29.00 |
| New Bremen | 10 | 291 | 29.10 |
| Marion Local | 10 | 279 | 27.90 |
| Parkway | 9 | 279 | 31.00 |
| St. Henry | 9 | 274 | 30.44 |
| Fort Recovery | 8 | 267 | 33.38 |
| Minster | 10 | 253 | 25.30 |
| New Knoxville | 10 | 194 | 19.40 |

3-POINT FG %

| Team | FG | FGA | % |
|--------------------|----|-----|--------|
| Minster | 55 | 150 | 36.67% |
| Delphos St. John's | 73 | 208 | 35.10% |
| Fort Recovery | 31 | 101 | 30.69% |
| New Bremen | 33 | 112 | 29.46% |
| Coldwater | 29 | 109 | 26.61% |
| Marion Local | 17 | 65 | 26.15% |
| New Knoxville | 23 | 93 | 24.73% |
| St. Henry | 32 | 130 | 24.62% |
| Versailles | 36 | 160 | 22.50% |
| Parkway | 26 | 116 | 22.41% |

3-POINT FG MADE

| Team | GAMES | FG | AVE. |
|--------------------|-------|----|------|
| Delphos St. John's | 11 | 73 | 6.64 |
| Minster | 10 | 55 | 5.50 |
| Versailles | 11 | 36 | 3.27 |
| New Bremen | 10 | 33 | 3.30 |
| St. Henry | 9 | 32 | 3.56 |
| Fort Recovery | 8 | 31 | 3.88 |
| Coldwater | 9 | 29 | 3.22 |
| Parkway | 9 | 26 | 2.89 |
| New Knoxville | 10 | 23 | 2.30 |
| Marion Local | 10 | 17 | 1.70 |



INDIVIDUAL STATISTICS

SCORING

| Name | School | Games | 2PT FG | 3PT FG | FT | Pts. | Ave. |
|--------------------|---------------|-------|--------|--------|----|------|-------|
| Ivy Wolf | Minster | 10 | 36 | 25 | 33 | 180 | 18.00 |
| Paige Gaynier | St. John's | 11 | 43 | 11 | 53 | 172 | 15.64 |
| Kaylee Freund | New Bremen | 10 | 57 | 0 | 26 | 140 | 14.00 |
| Madison Cordonnier | New Bremen | 10 | 31 | 14 | 32 | 136 | 13.60 |
| Addy Vaughn | St. Henry | 9 | 46 | 1 | 26 | 121 | 13.44 |
| Heidi Rethman | Marion Local | 10 | 28 | 14 | 20 | 118 | 11.80 |
| Gabrielle Stober | Parkway | 9 | 16 | 19 | 15 | 104 | 11.56 |
| Lindsey Winner | Versailles | 11 | 50 | 5 | 12 | 127 | 11.55 |
| Lauren Gilliland | Coldwater | 9 | 31 | 7 | 20 | 103 | 11.44 |
| Megan Jurosic | New Knoxville | 10 | 47 | 1 | 16 | 113 | 11.30 |

REBOUNDING

| Name | School | No. |
|--------------------|---------------|-----|
| Lauren Gilliland | Coldwater | 121 |
| Melanie Koenig | St. John's | 84 |
| Claire Eichler | Parkway | 84 |
| Lindsey Winner | Versailles | 83 |
| Brooke Homan | Marion Local | 72 |
| Madison Cordonnier | New Bremen | 65 |
| Brooke Stonebraker | Versailles | 64 |
| Alana Pohlman | Marion Local | 58 |
| Paige Gaynier | St. John's | 57 |
| Megan Jurosic | New Knoxville | 55 |
| Nora Vaughn | St. Henry | 53 |
| Alyssa Buschur | St. Henry | 53 |

FG PERCENTAGE at least 60 Attempts

| Name | School | FG | FGA | % |
|--------------------|----------------------|-----------|------------|---------------|
| Kaylee Freund | New Bremen | 57 | 92 | 61.96% |
| Addy Vaughn | St. Henry | 47 | 96 | 48.96% |
| Ivy Wolf | Minster | 61 | 126 | 48.41% |
| Kierra Wendel | Fort Recovery | 31 | 67 | 46.27% |
| Megan Jurosic | New Knoxville | 48 | 106 | 45.28% |
| Alyssa Buschur | St. Henry | 36 | 80 | 45.00% |
| Alli Vaughn | Fort Recovery | 28 | 64 | 43.75% |
| Brooke Stonebraker | Versailles | 40 | 92 | 43.48% |
| Claire Eichler | Parkway | 31 | 73 | 42.47% |
| Brooke Homan | Marion Local | 25 | 60 | 41.67% |

FT PERCENTAGE at least 24 attempts

| Name | School | FT | FTA | % |
|--------------------|----------------------|-----------|------------|---------------|
| Ivy Wolf | Minster | 33 | 38 | 86.84% |
| Madison Cordonnier | New Bremen | 32 | 37 | 86.49% |
| Paige Gaynier | St. John's | 53 | 64 | 82.81% |
| Nora Vaughn | St. Henry | 21 | 26 | 80.77% |
| Ellie Gabel | New Knoxville | 37 | 46 | 80.43% |
| Brooke Stonebraker | Versailles | 31 | 40 | 77.50% |
| Addy Vaughn | St. Henry | 26 | 35 | 74.29% |
| Alyssa Buschur | St. Henry | 19 | 26 | 73.08% |
| Heidi Rethman | Marion Local | 20 | 28 | 71.43% |
| Danielle Kunk | Versailles | 33 | 48 | 68.75% |

ASSISTS

| Name | School | NO. |
|--------------------|----------------------|------------|
| Melanie Koenig | St. John's | 43 |
| Paige Gaynier | St. John's | 42 |
| Ellie Gabel | New Knoxville | 41 |
| Hannah Will | St. John's | 38 |
| Katie Howell | New Bremen | 37 |
| Ivy Wolf | Minster | 35 |
| Marlee Vaughn | St. Henry | 33 |
| Caitlin McEldowney | Versailles | 32 |
| Madison Cordonnier | New Bremen | 27 |
| Janae Hoying | Minster | 26 |

SHOT BLOCKS

| Name | School | NO. |
|--------------------|------------|-----|
| Nora Vaughn | St. Henry | 14 |
| Lindsey Winner | Versailles | 16 |
| Lauren Gilliland | Coldwater | 13 |
| Kaylee Freund | New Bremen | 9 |
| Melanie Koenig | St. John's | 8 |
| Ella Mescher | Minster | 7 |
| Madison Cordonnier | New Bremen | 7 |
| Brooke Stonebraker | Versailles | 6 |
| Hannah Will | St. John's | 5 |

STEALS

| Name | School | NO. |
|--------------------|--------------|-----|
| Ivy Wolf | Minster | 43 |
| Kaylee Freund | New Bremen | 31 |
| Janae Hoying | Minster | 31 |
| Addy Vaughn | St. Henry | 26 |
| Heidi Rethman | Marion Local | 23 |
| Gabrielle Stober | Parkway | 23 |
| Melanie Koenig | St. John's | 22 |
| Madison Cordonnier | New Bremen | 21 |
| Claire Eichler | Parkway | 21 |
| Paige Gaynier | St. John's | 20 |

3-POINT FG %

at least 18 attempts

| Name | School | FG | FGA | % |
|--------------------|---------------|----|-----|--------|
| Madison Cordonnier | New Bremen | 14 | 28 | 50.00% |
| Ivy Wolf | Minster | 25 | 51 | 49.02% |
| Erika Moenter | St. John's | 11 | 23 | 47.83% |
| Aubrie Friemoth | St. John's | 35 | 87 | 40.23% |
| Heidi Rethman | Marion Local | 14 | 37 | 37.84% |
| Hannah Will | St. John's | 9 | 24 | 37.50% |
| Kate Larger | Minster | 7 | 19 | 36.84% |
| Kierra Wendel | Fort Recovery | 11 | 30 | 36.67% |
| Valerie Muhlenkamp | Fort Recovery | 8 | 22 | 36.36% |
| Caitlyn McEldowney | Versailles | 16 | 45 | 35.56% |

3-POINTERS MADE

| Name | School | NO. |
|--------------------|----------------------|------------|
| Aubrie Friemoth | St. John's | 35 |
| Ivy Wolf | Minster | 25 |
| Gabrielle Stober | Parkway | 19 |
| Caitlyn McEldowney | Versailles | 16 |
| Madison Cordonnier | New Bremen | 14 |
| Heidi Rethman | Marion Local | 14 |
| Kate Leichty | Coldwater | 14 |
| Averi Wolf | Minster | 13 |
| Kira Bertke | New Bremen | 11 |
| Paige Gaynier | St. John's | 11 |
| Erika Moenter | St. John's | 11 |
| Kierra Wendel | Fort Recovery | 11 |